



Year 4 learnt about collages  
and applied it to our Ancient  
Egyptian topic

# Animals & Ancient Egypt

- many of their gods had heads of animals



# Ancient Egypt - Bastet

- Ancient Egyptian bronze cat
- 600 BCE
- Bastet ('she of the perfume jar')
- cat goddess (cross cat / lioness)





# Megan Coyle

---

- We looked at the work of American collage artist Megan Coyle.
- She cuts out strips of different colours, textures and shapes from magazines to match what she sees when looking at animals and their settings.



- strips are layered to create an interesting and detailed surface
- “painting with paper”





# Megan asked to see our work!



Megan Coyle <megan@megancoyle.com>

Thu 31/12/2020 03:41

To: Mr J Soley



Thank you for reaching out! That would be wonderful if you could send along photos of their work. Let me know if it would be alright if I share any images on my blog.


And I'm looking forward to seeing what your students come up with. Collage is such an exciting medium since you never know what surprising patterns and textures you'll find. It's also wonderful that you can work with different layers - if one section isn't turning out quite right, you can easily collage right over it. I wish them good luck on their project!

Megan Coyle

Artist & Illustrator

[megancoyle.com](http://megancoyle.com)

[megan@megancoyle.com](mailto:megan@megancoyle.com)



---

First – we studied The Bastet (Egyptian bronze cat) by drawing it

# We wanted to show how our collage skills were improved since Year 2

## Year 2

### Collage

- Use a combination of materials that are cut, torn and glued.
- Sort and arrange materials.
- Mix materials to create texture.

## Year 4

### Collage

- Select and arrange materials for a striking effect.
- Ensure work is precise.
- Use coiling, overlapping, tessellation, mosaic and montage.

**Tessellate**



**We learned three new skills**



**Overlapping**



**Mosaic**

After drawing The Bastet we started to make our collage



Our  
class  
model



## What we aimed for:

1. Select and arrange materials for a ***striking effect***
2. Work is ***precise***
3. Try out ***overlapping / tessellation / mosaic***

Here are collages made  
by Aston Clinton, Year  
4!

---













Thurs 28/1/20

























RS







Sammy







Thomas









































The children also made their  
own collages – their choice of  
subject

