





An Introduction to




TAPESTRY
ONLINE LEARNING
JOURNAL



TAPESTRY
ONLINE LEARNING
JOURNAL

There's an enormous amount of research on the positive impact of partnerships with parents. Without reaching out to our parents we will never be able to educate to our full capabilities. When educational providers and families work together, children have a far better chance of not only being successful in early years, but also successful in onward education and life as well.






TAPESTRY
ONLINE LEARNING
JOURNAL

So what is Tapestry?

- Tapestry is an online version of paper observations, assessments and planning.
- The website is fully secure and only approved password holders can access the children's account.
- Parents will only ever be able to access **their** child's learning journal.
- Parents can add their own observations and comments from home.






TAPESTRY
ONLINE LEARNING
JOURNAL

Safe Usage

We have a Tapestry policy and all parents/guardians or interested parties that wish to have access to a Tapestry account must complete and sign the relevant forms. By signing this agreement you are consenting to us taking and uploading photo's to the online learning journals. It will also be your declaration that at **no time** will content from Tapestry be shared by social media, email or text etc.





TAPESTRY
ONLINE LEARNING
JOURNAL

Why Tapestry? Why not stick with paper records.....?

- It gives us as practitioners more time to spend planning and creating exciting learning opportunities rather than printing, cutting, sticking etc into books.
- We have found it easy to use and feel confident you will too.
- It creates a two way communication between us and you, the parents and carers.
- It enables us to show you what your children really do at school which will give you opportunities to extend your child at home.
- It enables us to work together to help your child reach their full potential.






TAPESTRY
ONLINE LEARNING
JOURNAL

Let's take a look...

When you first open Tapestry you will see your account activation page. Here you will enter the email address you registered with us and your unique password.

 **TAPESTRY**
ONLINE LEARNING JOURNAL

Account Activation

Activating account for hestia@eyfb.info at Joe's Academy

Please create your new password

Password


Confirm Password

Please create your new 4 digit PIN
This PIN will be used in the Tapestry mobile app. It must be 4 digits long (0-9)

PIN

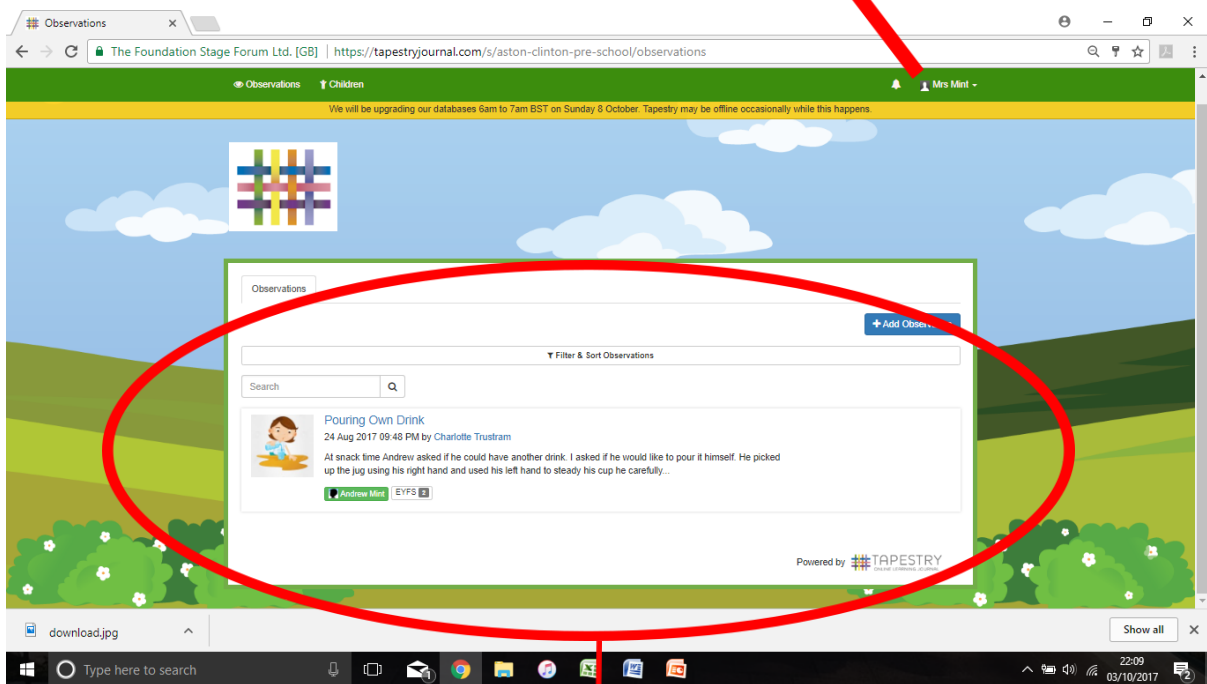
Confirm PIN






TAPESTRY
ONLINE LEARNING
JOURNAL

Once you've logged in you can check your details, preferences and log out



A list of observations for your child will be listed on the home screen.






TAPESTRY
ONLINE LEARNING
JOURNAL

Observations

The observations will appear on your home screen. To view an observation click on the title and it will take you to...

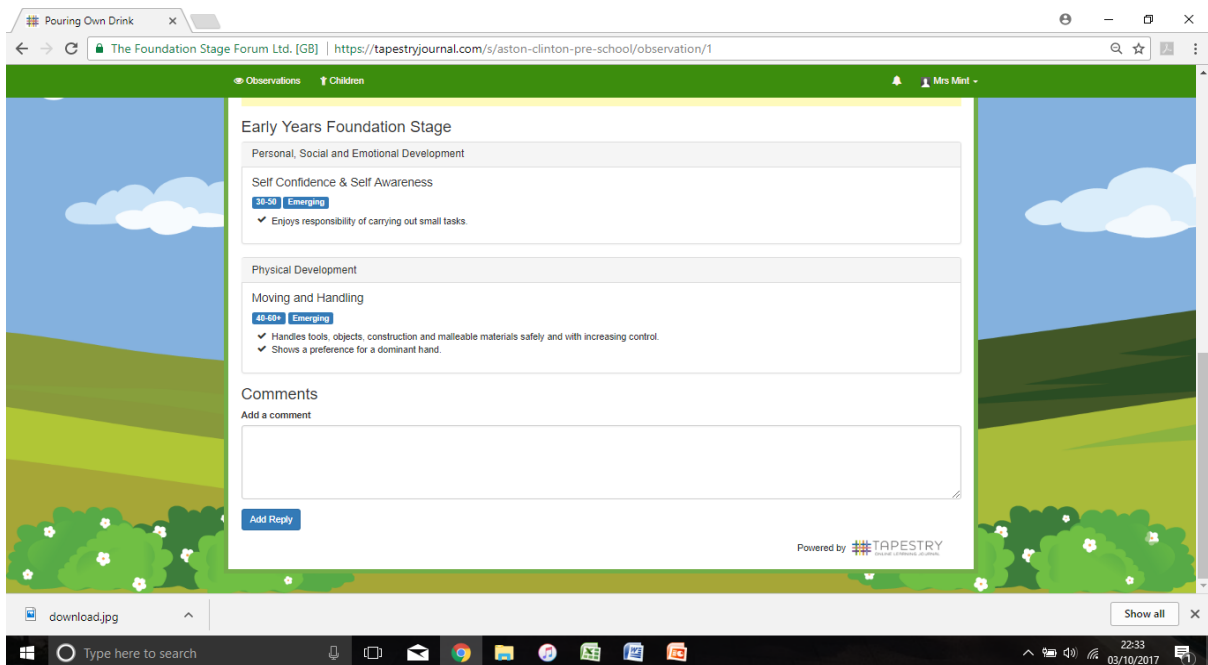
The screenshot shows an iPad interface for viewing an observation. At the top, the status bar displays 'iPad', signal strength, Wi-Fi, time '10:38', and battery '28%'. The app header includes a green 'Back' button with a left-pointing arrow, the title 'Observation', and two green arrows (left and right) for navigation. A callout box points to the 'Back' button with the text: 'Press the back button to return to the main screen.' Below the header, the observation text reads: 'Jim had a go in the car' followed by '15/12/2015 with Jim Bloggs'. A large image of a red and yellow toy car is centered on the screen. A callout box points to this image with the text: 'Observation image/s.'. Below the image is a yellow highlighted text area containing the note: 'Jim loves to play in the toy car'. A callout box points to this area with the text: 'The notes section.'. At the bottom left, there is a 'Like' button with a thumbs-up icon. A callout box points to this button with the text: 'Press here to 'Like' the observation.'. Below the 'Like' button is a profile card for 'Jim Bloggs' with a silhouette icon and the text '60 Months'.





TAPESTRY
ONLINE LEARNING
JOURNAL

As you scroll down the page you will see the links to the EYFS and the characteristics of effective learning. At the very bottom of the page, there is a section for you to add your own comments.



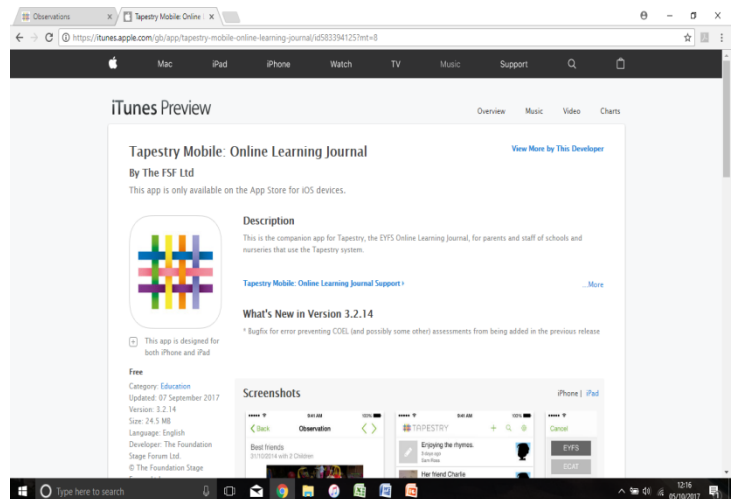
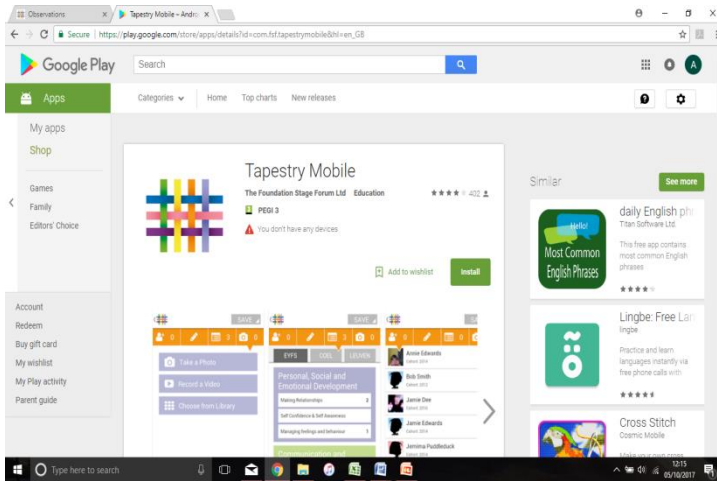
Please remember as we observe the children, we will be using our 'best fit' judgements in accordance to what the child has been observed doing.






TAPESTRY
ONLINE LEARNING
JOURNAL

Download the free Tapestry app
from Google Play Store or the App
store.



We have downloaded A5 user friendly handouts to help you navigate your way round on the mobile apps. Please take one at the end of the session.



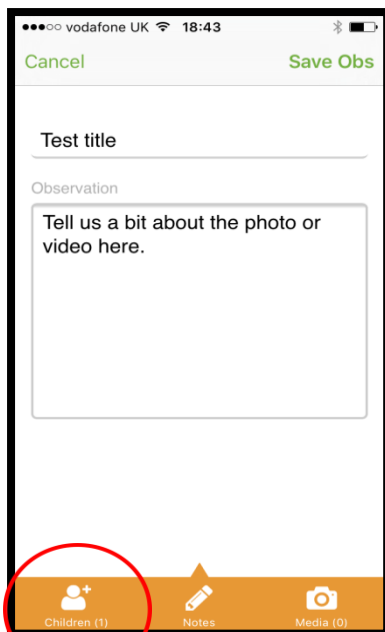


TAPESTRY
ONLINE LEARNING
JOURNAL

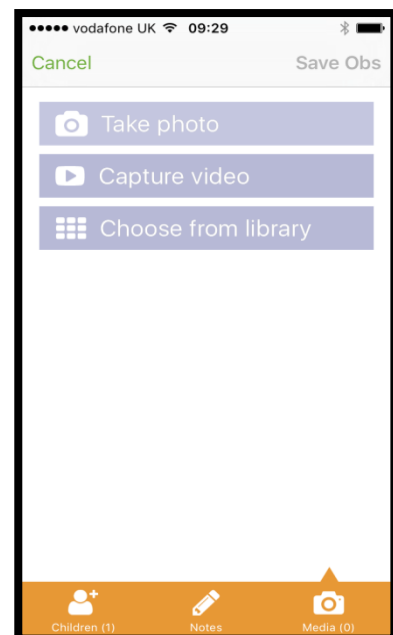
We value your input and this is the perfect way of sharing your child's *WOW* moments. We can use these to celebrate

in session with your child and to add to anything we may be working on with them.

Give your *WOW* moment a title and write a brief description of what you've observed!



You can add your own photo's or video's to show us!

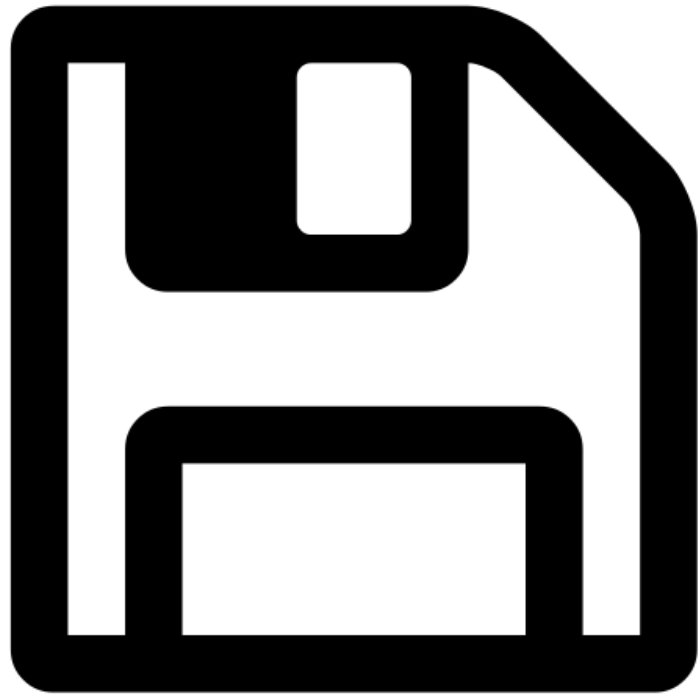


You will only have the option to select **your** child.






TAPESTRY
ONLINE LEARNING
JOURNAL



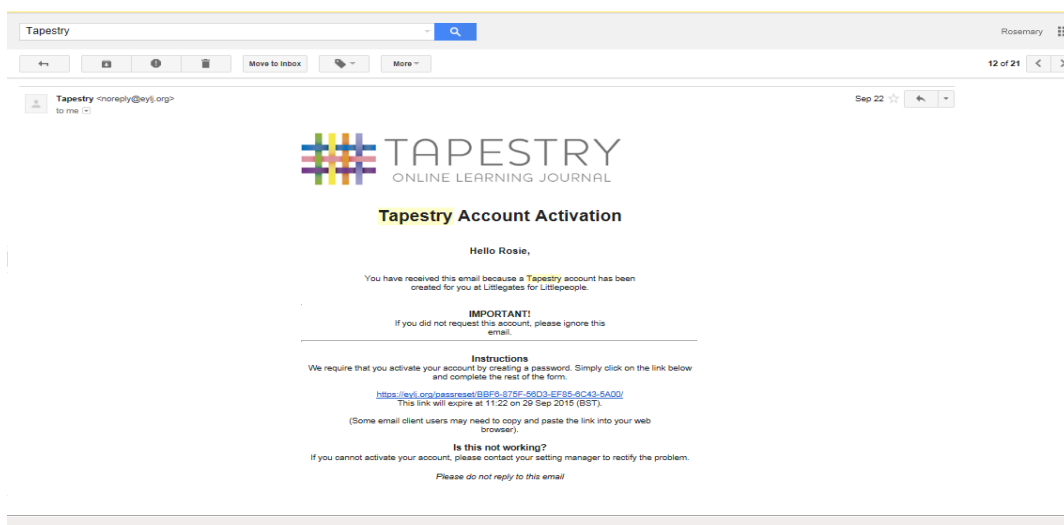
**Always remember to save
your WOW moment!!!!**





TAPESTRY
ONLINE LEARNING
JOURNAL

Once you have signed the Tapestry declaration you will receive emails to activate your accounts using the email addresses you have provided.



As long as the declaration is signed by each individual, we can add lots of different accounts assigned to one child, Mum, Dad, Granny, Grandad etc. We can also add your childminder or Nanny so that we can work together.





TAPESTRY
ONLINE LEARNING
JOURNAL

Don't forget to activate your account!!!!
Your email link will be valid for 30 days
after that time it won't work and we will
have to create a new one for you!

Account Activation

Activating account for rachel.robert@ntlworld.com at Crowlees CE (C) J & I School

Please enter your new password

Password

Confirm Password


PIN

The password must:

- ✓ Be at least 6 characters long

[Activate Account](#)





TAPESTRY
ONLINE LEARNING
JOURNAL

Key points

- Make sure you sign up when the email arrives!
- Help us to assist your child in achieving their full potential by contributing to your child's learning journey.
- Talk to your child about what you have seen on tapestry
- Add your own observations!
- Enjoy watching your child grow and develop.

