



WELCOME TO ASTON CLINTON
SCHOOL SEPTEMBER 2024

INTRODUCTIONS



Mrs Carol Macdonald - Headteacher



Mrs Katherine Cole - Deputy Headteacher



Mrs Melissa Garraway - SENDCO



Ms Tracy Tennies - Reception
Teacher



Miss Lottie Day - Reception
Teacher

Plus Teaching Assistants



SETTLING IN

Staff will play alongside your children the first week of school, to get to know them and help them to learn the school rules and routines. When the children start full time, the staff will support them to learn the lunchtime and afternoon routines.



Phase 2 grapheme information sheet

Autumn 1

Grapheme and mnemonic	Picture card	Pronunciation phrase	Formation phrase
s s		Show your teeth and let the s hiss out sssss ssssss	Under the snake's chin, slide down and round its tail.
a a		Open your mouth wide and make the a sound at the back of your mouth a a a	Around the astronaut's helmet and down into space.

Little Wandle - Letters and Sounds Reception Phonics Home Learning

Phase 2 - Autumn 1 Week 1
Focus - Phonemes s / a / t / p



Please support your child to practise and reinforce the phonemes and graphemes we are learning in school. More information and support can be found on the Little Wandle website - <https://www.littlewandlelettersandsounds.org.uk/resources/for-parents/>

Phonemes we will be focusing on this week in school -

	Pronunciation Phrase - s Show your teeth and let the hiss out sssss		Pronunciation Phrase - a Open your mouth wide and make the a sound at the back of your mouth a a a
	Pronunciation Phrase - t Open your lips, put the tip of your tongue behind your teeth and press t t t		Pronunciation Phrase - p Bring your lips together, push them open and say p p p
	Formation Phrase - s Down the snake from head to tail		Formation Phrase - a Around the astronaut's helmet and down into space
	Formation Phrase - t Down the tiger and across its neck		Formation Phrase - p Down the penguin's back, up and around its head

We will be orally blending words. Can you hear the phonemes in these words? Can you listen and then repeat the word?


s - a - t t - a - p s - a - p
p - a - t a - t



PHONICS


Aston Clinton uses the Little Wandle Letters and Sounds phonics programme. Children participate in a daily phonics lesson.

[Pronunciation Guide](#)



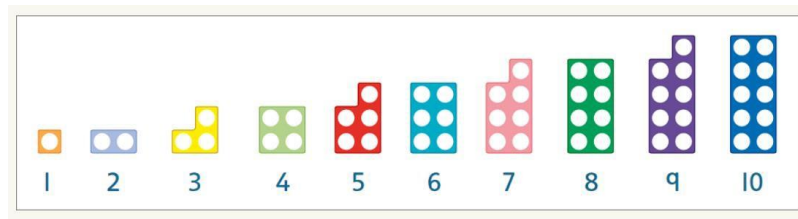

PHONICS - READING

Children bring home reading books after their first half term. The first books they bring home are non-worded.



PHONICS - READING

When your child learns how to blend to read, they will bring home books that match the stage they are at. Please write in your child's reading record anytime you read with them.



MATHS - NUMICON


Your child will participate in a daily Maths lesson using the Numicon programme. We also watch Number Blocks.

[Numicon](#)

The Colour Monster



Look Up



The Leaf Thief



Ruby's Worry



The Gingerbread Man



Somebody Swallowed Stanley



AFTERNOON ACTIVITIES

Each half term, our afternoon activities are based around our topic. Past topics include, Space, Animals and Supertato. We begin the year with the topic, How I feel.



EXPLORING TIME

The children have three opportunities a day to explore in either classroom or outdoors. During this time, the staff will support their learning through play. Children will also work one to one with staff in a variety of activities.



WEEKLY ACTIVITIES

PE

Library

Music



FOREST SCHOOL

We have weekly Forest School sessions in all weathers. These sessions will relate to one of our weekly focuses or to a season.



STORY TIME

Story time is an integral part of the day. Books are planned for based on the children's interests. Children have formal story time twice a day. There are book corners in each classroom. Each Friday the children take a reading for pleasure book home.




Character



Setting



Problem



Solution



Once upon a time there was a gnome. He was walking along the blue pond. Then a dragon came and it breathed fire at the gnome. A swan came along and shouted at the dragon, "Go away!" Then the gnome never saw the dragon ever again.

TALES TOOLKIT

Tales Toolkit helps to develop children's story telling skills as well as many other areas of the curriculum such as; language, literacy, social skills, creativity, confidence, empathy, boys writing, problem solving, maths and lots more.



SNACK TIME AND LUNCH

Children are provided with a piece of fruit or a vegetable daily. All children are entitled to milk until they turn 5.

For lunch, children can bring a pack lunch or order a hot dinner.



Reception Weekly Newsletter: 26th May 2023



Dear Parents,

If you have not yet paid for your child's trip to Odds Farm please do so as soon as possible. If you have any worries or concerns regarding this or the trip in general please do not hesitate to speak to a member of staff.

If anybody has any spare clothes at home that they no longer need we would really appreciate these. We specifically need socks, leggings and jogging bottoms. If you do have any spare clothes either send them in with your child or give them to a member of staff at the end of the day. These will be greatly appreciated.

As we are now beginning to practice for Sports Day in our weekly PE lessons, please can you make sure that your child is wearing **their PE kit EVERY THURSDAY**. Please also ensure that they are wearing appropriate shoes to run in and a sun hat to protect them from the heat whilst out on the field. It would also be really helpful if the girls could have their hair tied back on PE days so that nothing gets caught and they are all able to see clearly.

We hope you all have a lovely half term break and we look forward to seeing what the last half term brings.

*Thank you for your continued support,
Ms Tennis, Miss Day, Mrs Hillsdon, Miss Bailey, Miss Culliton and Miss Parr.*

Reminders

Please make sure that you are sending the children in with a named coat as the weather is changing constantly so the children are still required to wear coats when outside. Please also ensure that your child's jumpers, cardigans etc are all labelled to prevent any getting lost.

Physical Education

We are going to continue our fun filled PE lessons every Thursday morning.

What's coming up next week?



After half term, we will be looking at 'The Scarecrow Wedding'. We will be walking to Buckland church and discussing wedding ceremonies with Reverend Sally.

In maths, we will be looking at teen numbers. We will be working on identifying the features of 2D shapes and their names.


The rhyme for this week is 'Old Macdonald Had A Farm'. The nursery rhyme for this week is 'I went to visit a farm one day.' These can both be found on YouTube or BBC Nursery Rhymes if you would like to play these at home.




WEEKLY NEWSLETTER

Our Weekly Newsletter informs you of our weekly learning, events and our WOW words for the week.





Angry
A feeling that makes you feel bad or cross.



Happy
A feeling that makes us feel good.



Chuckle – To laugh.



Bellow – To shout loudly.



Omnivore – To eat meat and vegetables.



Mammal – An animal that breathes air and has a backbone.




Measurements – the amount you need of an ingredient.



Ingredients – Things you need to cook something.

WOW WORDS

Our WOW Words for the topic will be sent home at the beginning of each half term.



TAPESTRY
ONLINE LEARNING JOURNAL



HOME LEARNING

We send home a range of activities to help you support your child's learning at home. Parents can share home learning via the On-line learning Journal, Tapestry.



School setup incomplete • You aren't verified in your school [Get verified](#)

Elmer Class

Classroom | Class Story | Messages | Portfolios

Student login | No families connected | Options

Students | Groups

Whole Class	Antonio	Charlie	Chester	Elsa	Esme	Freddie	George	Hanni	Hazel	Huey
Isaac	Jude	Liam	Lyla	Marcella	Miss B	Miss C	Miss D	Miss P	Mya	Noah
Oliver	Olivia-Rose	Raven	Reggie	Reuben F	Reuben H	Vinnie	Add students			

Toolkit | Attendance | Select multiple | Random | Timer | Big Ideas | Dojo Islands (Beta)

DOJOS

When the children complete any of our weekly challenges, they will receive dojos. The children can also get dojos for tidying up, being super helpful and much more.



EVENTS

Book Look
School Disco
Theatre Visit

Tring Museum
Fudge Day
Waddesdon Manor Visit



WHAT TO BRING TO SCHOOL

Please ensure your child has their book bag and water bottle every day. Please dress your child appropriately for the weather. We are outdoors every day. Please send in a small bag with spare clothes for your child to keep in school. Please label all belongings.



HOME TIME

Please let us know if your child's normal collection routine is changing.



Getting Ready for Reception Aston Clinton School

Here are things that your child can work on over the summer holidays to help prepare them for Reception :

- I can sing 4 nursery rhymes
- I can sit and listen to a story and answer questions about what has happened
- I can put my coat on by myself
- I can zip my coat by myself
- I can put on my shoes by myself
- I can put my welly boots on by myself
- I can put on my school cardigan or jumper by myself and I can take it off by myself
- I can recognise my name
- I can use cutlery to eat my meals
- I can use the toilet independently
- I can wash my hands independently
- I can take turns in a game when playing with a friend
- If** I practice my name, I write the first letter as a capital and the rest in lower case letters.
- I can count groups of objects carefully to 5



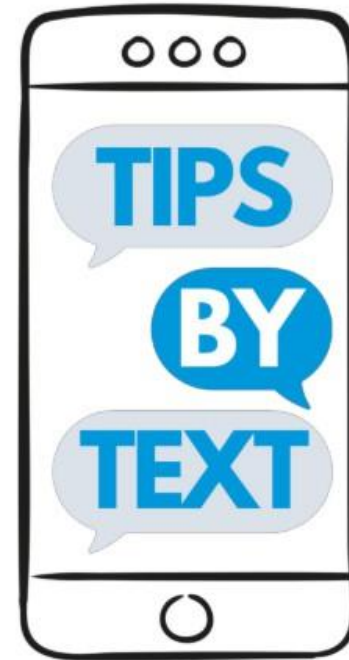
HOW TO PREPARE YOUR CHILD FOR SCHOOL

There are many things you can do to help your child get ready for school such as playing games, reading books, singing nursery rhymes and doing puzzles.



An introduction to the programme

- A digital curriculum designed to improve language, literacy, numeracy and socio-emotional skills in reception pupils.
- Parents and carers receive 3 text messages per week containing simple and practical activities to do at home with their children.
- Each week centres around a topic e.g. letter recognition, counting or managing emotion.
- Text messages are sent directly to parents and carers by BIT.



TIPS BY TEXT

We will be participating in a research programme led by The Educational Endowment Foundation.



Each week parents receive 3 types of message

FACT message

Informs and motivates

Rhyming helps children learn that words are made up of sounds, which is an important step in learning to read.

TIP message

Makes it easy

On the way home today, play a rhyming game with Jamie. Say: "Let's play a rhyming game. I'll say a word and you say one that rhymes." Try hot (spot, cot), bear (care, hair) and green (bean, clean).

GROWTH message

Encourages and extends

Keep rhyming! When you're out and about, point out objects you see, like a tree. Ask Jamie: "What rhymes with tree?" (Bee, knee, sea).

TIPS BY TEXT



Benefits of taking part



There is no cost for participating schools. BIT will send the messages directly to parents



Reception parents will receive three text messages each week designed to help them support their children's development at home.



Potential **improvements in pupil's language, literacy, numeracy and socio-emotional skills.**



The opportunity for your school to work with the EEF to **build groundbreaking evidence** on what works to improve educational outcomes for all children

TIPS BY TEXT



QUESTIONS?



[Getting ready for school](#)

[Learning to talk](#)

[National Literacy Trust](#)

[Tiny Happy People](#)

[Little Wandle For Parents](#)

[Numicon For Parents](#)

USEFUL WEBSITES